

JOB AID: GETTING STARTED WITH EU4T

This document is intended to support EPRI|U for Transmission learners in accessing training and other resources.

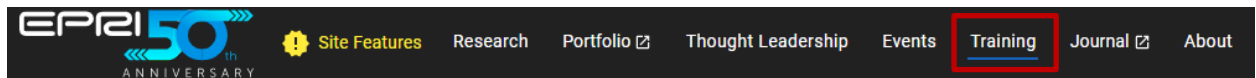
This job aid provides guidance on:

- [Accessing EPRI|U for Transmission](#)
- [Creating a user account](#)
- [Browsing for courses and/or resources](#)
- [Searching for courses and/or resources](#)
- [Viewing your transcript](#)
- [Locating additional support](#)

Accessing EPRI|U for Transmission

1. To access training and other resources through EPRI|U for Transmission, go to <https://www.epri.com/epri-u>

OR, go to the **Trainings** tab on EPRI.com:



Recommended: Bookmark this website now.

2. Click the **Log In** button:

Learn From EPRI|U Industry-Renowned Experts

Through EPRI|U, EPRI offers the electricity sector's technical and management professionals a growing curriculum of courses and technical training to equip them for essential technical challenges and for professional growth and development.

EPRI|U offerings include classroom courses at EPRI and member locations, online training and courses, computer-based modules, video training and other options. Many courses are based on more than 40 years of EPRI research, technology and techniques from its programs in power generation, delivery and use.

[REGISTER](#) [LOGIN](#)

If it's your first time using EPRI|U for Transmission, go to the [Creating a User Account](#) section.



Creating a User Account

1. If it's your first time using EPRI|U for Transmission, click the **Register** button:

Learn From EPRI|U Industry-Renowned Experts

Through EPRI|U, EPRI offers the electricity sector's technical and management professionals a growing curriculum of courses and technical training to equip them for essential technical challenges and for professional growth and development.

EPRI|U offerings include classroom courses at EPRI and member locations, online training and courses, computer-based modules, video training and other options. Many courses are based on more than 40 years of EPRI research, technology and techniques from its programs in power generation, delivery and use.

REGISTER **LOGIN**

2. To create an EPRI|U account, complete the required fields, which are indicated with an asterisk (First Name, Last Name, and Company Email). Then, click the **Next** button:

EPRI | ELECTRIC POWER RESEARCH INSTITUTE

Create Account

Account registration is reserved for employees of existing or prospective EPRI customers or suppliers as well as individuals attending EPRI events (meetings, workshops, etc.) or collaborating with EPRI. Before you can proceed with your account request, please read and acknowledge EPRI's Privacy Statement. Otherwise, close your browser window to cancel.

EPRI Customer Assistance Center (CAC)
 800-313-3774 or 650-855-2121
 Option 4
askepri@epri.com
 Hours of Operation:
 8:00 AM - 6:00 PM Eastern Time (GMT-5)

Enter Your Full Legal Name and Company Email ⓘ

First/Given Name* Middle Name Last/Surname*

Use only full legal name as found on passport or drivers license. No nicknames.

Preferred Name

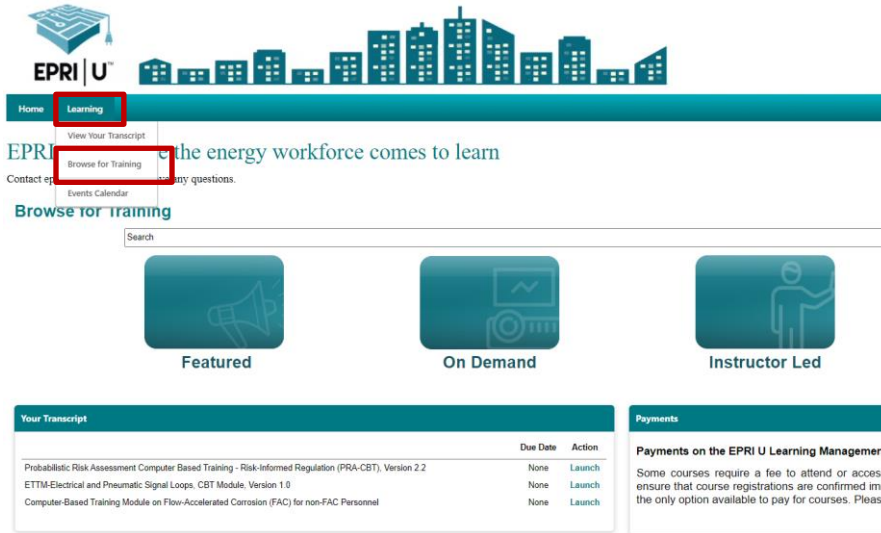
Company Email*
Use only company email

Next

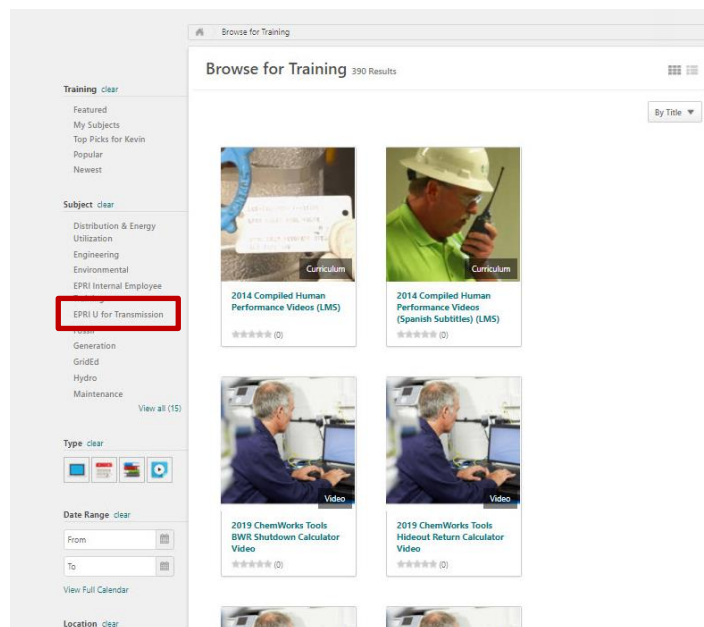
Browsing for Courses and/or Resources

From the Dashboard, you can browse all available resources in EPRI|U.

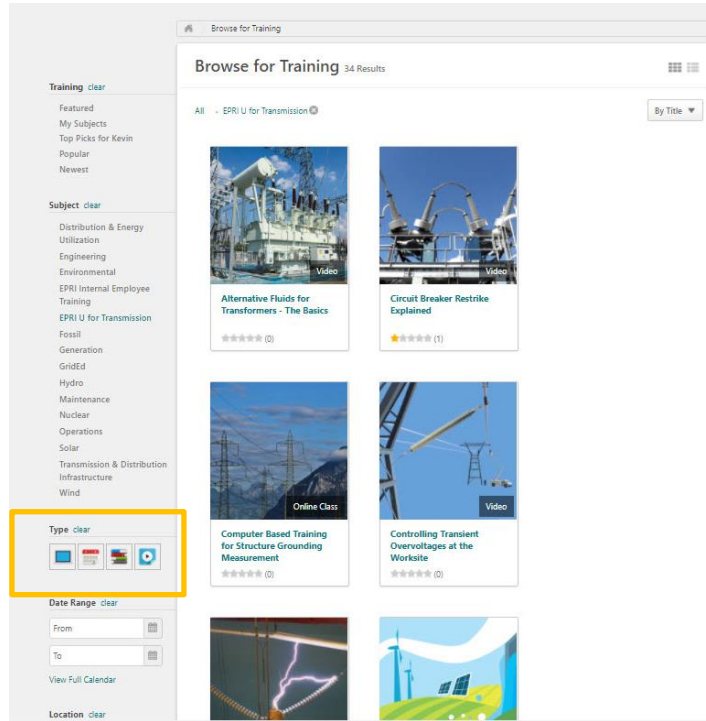
1. Click the **Learning** menu at the top of the screen, and then click **Browse for Training**:



2. Only the training material you have access to will display.
3. To filter the choices and access the training included as part of EPRI|U for Transmission, click the **EPRI|U for Transmission** link in the navigation bar on the left side of the screen:



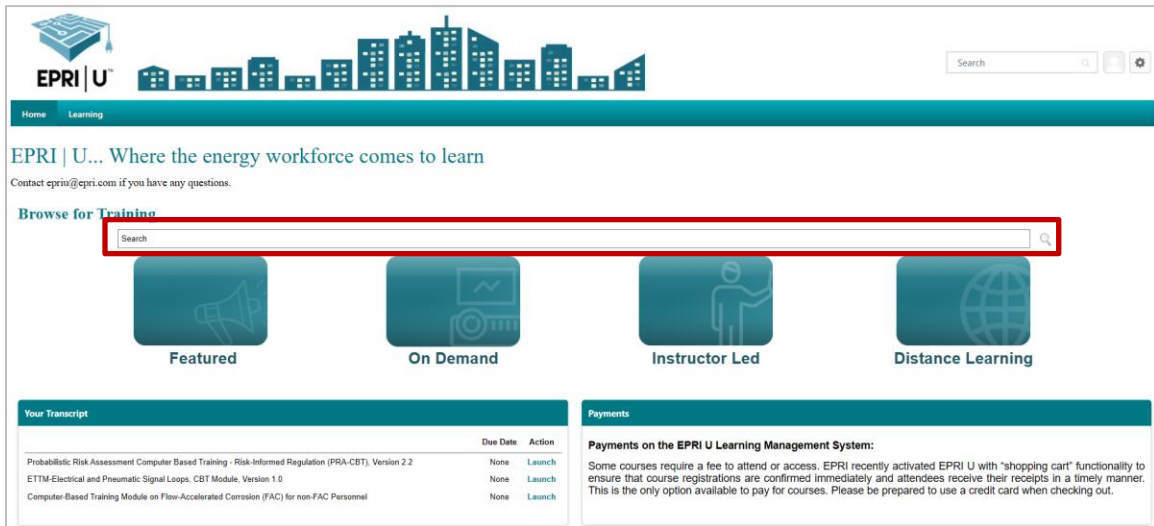
4. The EPRI|U for Transmission page displays, containing a variety of training resources that you can access. Training material is added and/or updated every year.
5. You can select additional filters on the left side of the screen, such as **Online Class**, **Event**, and **Video**, to further refine the resources shown:



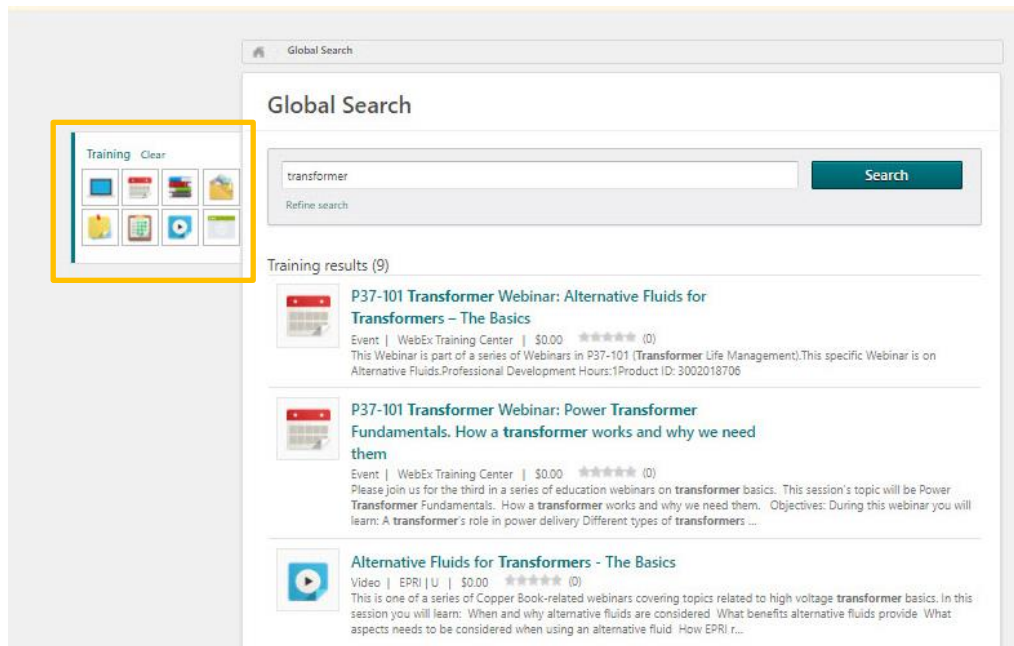
Searching for Courses and/or Resources

If you already know what you're looking for, you can begin a search from the Dashboard.

1. In the Search field, enter a subject, title, or the EPRI Product ID (PID), for the material you want to find. For example, you might enter the PID 30020xxxx.



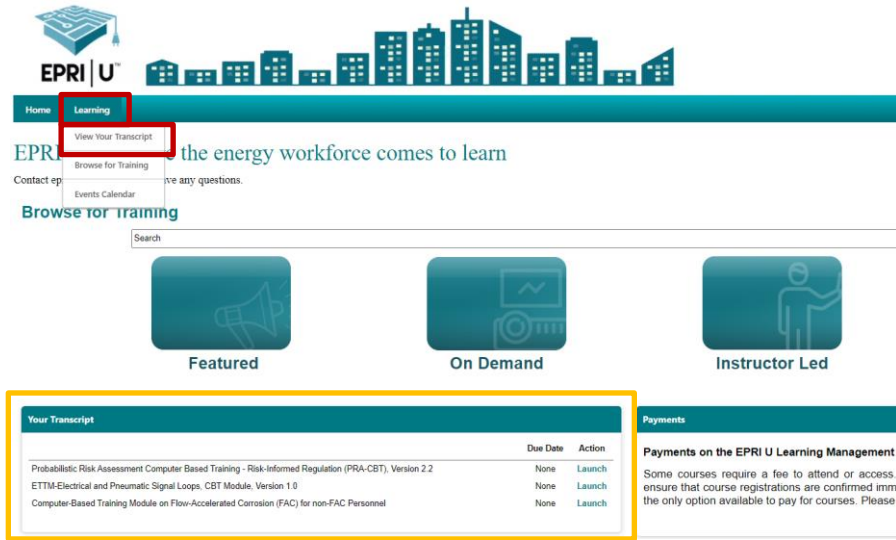
2. The material that matches your search will display. **Note:** You will only see results for which your company already has access.
3. You can also select additional filters on the left side of the screen, such as **Online Class**, **Event**, and **Video**, to further refine the search results.



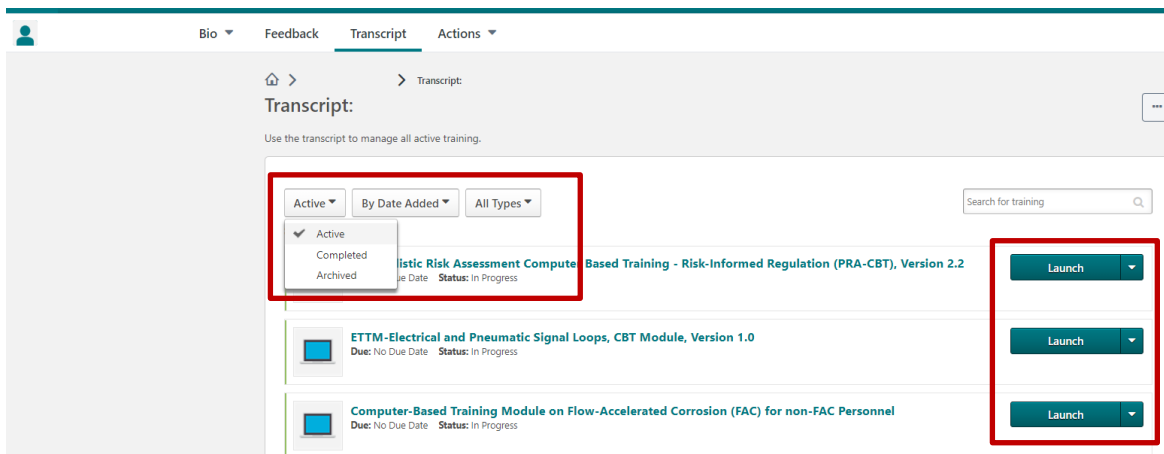
Viewing Your Transcript

The EPRI|U dashboard displays a summary of your transcript on the left side of the screen, listing your current courses.

1. To open the full transcript, click the **Learning** menu at the top of the screen, and then click **View Your Transcript**:



2. Your EPRI|U Transcript will display, listing your courses and other resources. You can click the **Launch** button to the right of any course to launch it. You can also filter your transcript using the drop-down lists at the top of the screen.





3. If you've completed training that offers Professional Development Hours (PDH), you can view and print a certificate. Filter your transcript to show Completed courses, then click the **View Certificate** button (you must first complete the course evaluation).

Additional Support

If you have any questions, or need support accessing or using EPRI|U for Transmission, email EU4T@EPRI.com.